




Rocky Mountain Creative Quilters

April 2008


Newsletter


RMCQ Meeting ~ Monday April 14, 2008 Masks at MoCA


It is time for our next meeting! Invite your friends and pass this newsletter along to anyone who may be interested in attending. *Please remember that our April meeting will be at the Fort Collins Museum of Contemporary Art*, which is located on College Avenue between Olive and Mountain Streets at the Oak Street Plaza. Inside the newsletter this month:

 A description of this month's program and social event (including wine, cheese and dessert) at MoCA appears on page 2

 Check out the information on page 2 regarding the RMCQ events at the upcoming *Denver National Quilt Festival*, including a Call for Entries for our own quilt exhibit

 Page 3 contains brief descriptions of our upcoming programs, workshop information, and a reminder about the 2009 RMCQ Calendar Contest, plus links to the website for additional information, including information on the David Taylor workshop in July

 On page 4, you will find brief descriptions of some upcoming quilt-related events in Colorado

 A list of the wonderful quilts displayed during Show and Tell at our March meeting starts on page 5.

Because we will be meeting at the museum this month, there will be no Show and Tell in April. We will be excited to see the items you can bring to our May meeting! There will be no need to bring snacks for our April meeting, but please contact *Darlene Bengford* (hospitality@r-m-c-q.org) if you can bring something to share at our May meeting.



Fort Collins Museum of Contemporary Art
201 S. College Avenue, Fort Collins, Colorado

Meeting registration starts at 6:00 P.M., Program begins at 6:30 P.M.

April Program

Please join us at our April 14th meeting, which will be a special event at the Fort Collins Museum of Contemporary Art (MoCA). We will have wine, cheese, and desserts; we ask that you email Tina Hickman (membership@r-m-c-q.org) to RSVP for this event to assist us with planning the food. Since we are a new group, this seems the perfect opportunity to meet and chat with other members! It will be a great chance to get to know new friends, and perhaps chat with a board member about how you can become more involved in this group. We are also always very interested in knowing about programs you might want us to plan.



MoCA is at 201 South College Avenue at the Oak Street Plaza, on the west side of the street. Please visit www.fcmoca.org to learn more about this museum. We will have MoCA representatives there to provide more details, and ask that you consider a donation to the museum to thank them for their generosity in letting us enjoy their facility for our meeting. Because of the layout of the museum, we will not have our regular Show and Tell this month, but will debut the incredible masks that our members have made. Come prepared to be wowed by these wonderful entries, and we will be asking you to vote on your favorites. If you love working on tight deadlines, there is still time to get a finished mask to Kelly Gallagher-Abbott. Contact her at vpprogramsandworkshops@r-m-c-q.org or check the *Upcoming Events* section of our website (www.r-m-c-q.org/quilting_info.html) for more information.

There is very limited parking at the museum, but try the lot by the Elks Lodge on Remington or any of the many lots and street spaces off Mason and Oak. We really hope you can join us!

RMCQ Events at the Denver National Quilt Festival

Kelly Gallagher-Abbott sent photos of our awesome masks to the Mancuso Show Management team, and they would like to display them; they will also put on a special exhibition of a collection of our quilts at the *Denver National Quilt Festival* May 1-4, 2008. For more information about this show, visit www.quiltfest.com. We will keep the masks after the RMCQ meeting at the museum and make sure they get safely to the show.

Kit Robinson (treasurer@r-m-c-q.org) will be accepting quilt submissions for the special exhibit starting now! We would like to invite all our members to submit up to two quilts for this special show. The only qualification for submission is that makers must be members of RMCQ. We welcome both contemporary and traditional quilts to this exhibition. Please send jpegs of your quilts as an attachment to Kit by April 8th. In your email, please include the size and copyright date of your quilt(s). Quilts chosen for the exhibit will be due at Kit's house (2916 Shore Road, Fort Collins) on or before April 23rd to prepare for the show. If your quilts are chosen for the exhibition, we will send a release form for your signature.

It is very exciting that our young quilt guild has been chosen for such an exhibition. We realize that this is short notice, but it is a wonderful opportunity for RMCQ to show Colorado who we are. As an added bonus, Mancuso will permit us to have brochures publicizing our August show in the booth. If you have any questions, please contact Kit Robinson at (970) 484-3587, or email her at the address above. Have your quilt seen at this major venue! Contact Kit right away!

Upcoming RMCQ Programs

May 12th 2008 – *Kelly Gallagher-Abbot* will present the quilts of *Christine Dabbs*, quilt artist. Also joining us will be a group of girls from Olander Elementary, who created self-portrait quilts on the topic of “coming of age.”

At our May meeting, we also plan to photograph and measure quilts that the members want to have in the August quilt show. This will be our big “let’s get excited for the quilt show” event. We also hope to begin signing up volunteers for the show.

June 9th 2008 – RMCQ member *Gwen Hatchette* will give a brief talk and provide a tour of her studio. We will have a garden party and time to socialize.

July 14th 2008 – *David Taylor* of Steamboat Springs, Colorado will provide the presentation at our monthly meeting and will also conduct a two-day workshop (see below).

August 11th 2008 – *Donna Brown*, a Professor at the University of Wyoming, will be our featured speaker.

For more details on our upcoming programs, please visit our website at www.r-m-c-q.org/programs.html.

RMCQ Workshops

David Taylor Workshop

We are now accepting registrations for the David Taylor workshop on July 14th and 15th. We are planning a two-day workshop on *Advanced Pictorial Appliqué*. This two-day class is a bargain at \$95 members/\$110 nonmembers for both days! For more information on the David Taylor workshop and the sign-up form, please see the website at www.r-m-c-q.org/workshops.html or contact Kelly Gallagher-Abbot at vpprogramsandworkshops@r-m-c-q.org.

New Workshop Cancellation Policy

Because we contract with speakers months in advance, we are committed to paying for their workshops; therefore, we will refund your class fee only if you cancel 30 or more days in advance. We will not return any class fees less than 30 days before the workshop, but will allow you to have someone take your place at the workshop.

RMCQ Calendar Contest

Submissions for the RMCQ 2009 Calendar Contest are due May 15th. Let’s make the 2009 calendar every bit as wonderful as last year’s! We have an early due date because we not only want to have calendars available for sale at the August quilt show, but all through the autumn, which is the main sales season for calendars. We cannot wait to see the pieces that will be submitted! Go the RMCQ website (www.r-m-c-q.org/calendar_entry_form.html) to see the entire application and the requirements for the calendar contest.

Upcoming Events

Karen Combs Presentations and Class— Lectures April 10th for the Arapahoe County Quilters and April 14th for the Columbine Quilt Guild. Karen will also be teaching a class on April 12th at Tomorrows Heirlooms in Westminster. Get details from Joan Duncan at duncans12@comcast.net.

Fiber Celebrations 2008— Juried exhibition of a variety of fiber media May 16th through June 24th at the Lincoln Center, Fort Collins. See www.fortnet.org/NCWG/FiberCelebration.htm for entry deadlines and more information.

Quilt Colorado— June 18th through 22nd in Estes Park. Classes, a vendor mall, quilt show, and many other events. More information at www.quiltcolorado.com.

Fabrics of Legacies International Art Quilt Exhibition— Fort Collins, Colorado, July 5th through August 20th. Call for entries, mailed submissions of digital images must be postmarked by May 5th. Entry form available at www.fcgov.com/lctix/pdf/fabricoflegaciessubmission.pdf.

Firehouse Quilts Annual Quilt Show— July 18th and 19th in Highlands Ranch. Early bird entries are due by May 16th, with a final deadline of June 21st. Information is available online at www.firehousequilts.org.

Quilt-A-Fair— September 26th and 27th at the Boulder County Fairgrounds in Longmont. Email QAF2008@lpbroadband.net for more information.

More information is available on our website at www.r-m-c-q.org/quilting_info.html.

Our Board

The RMCQ Board meets the last Thursday of every month at the REA building in Windsor. The next board meeting will be Thursday, April 24th at 6:30 PM.

A list of our officers and committee chairs, along with contact information is available online at www.r-m-c-q.org/about_rmcq.html.

Announcements

Please remember to notify the newsletter editor (newsletter2008@r-m-c-q.org) of any announcements, entries accepted into shows, publications, or any other items of interest so we can include them here. The next newsletter deadline is Monday, April 28th.

Remember to check our website regularly at www.r-m-c-q.org.

Jean Poland is constantly updating and improving it. The website is your best source for the latest news, meeting minutes, forms and contact information for the board members and committee chairs. We are trying to include all of the important information on the website, so we can use the newsletter to update you only on changes or this month's upcoming events.

March Show and Tell Participants

There will be no Show and Tell at our April meeting because of space limitations at the museum. However, our May meeting will be held in our usual location at the Senior Center, and we look forward to seeing your quilts then!

Title	Maker	Owner	Techniques
My First Sampler	Stephanie Patterson	Stephanie Patterson	Machine pieced. Hand & machine quilted. Class taken in 1982. Finished in 1985? From the book by Georgia Bonesteel "Lap Quilting"
From Mary's Generosity I	Pieced by Stephanie Patterson	Quilted by Stephanie Patterson	Machine pieced & quilted
Monasterio de Santa Catelina	Kit Robinson	Kit Robinson	Fused appliqué, machine quilting from a photograph of a monastery in Arequipa, Peru. Photograph by Aaron Angert, with permission.
Football Memories ??	Emily (age 11) and Anna (age 9) Breidt	Emily and Anna Breidt	Fusing and piecing. The quilt was made while watching the 2007 Superbowl.
Floral Star – one of my first quilts. Hoffman peacock quilt.	Kelly Gallagher-Abbott	Kelly Gallagher-Abbott	Machine pieced, hand quilted in 1990. Hoffman – machine pieced and appliquéd. Machine quilted all my own design including quilting. Not only one of my first, the first one I ever showed. Hoffman – every year I have up to one week to use all of the upcoming challenge fabrics in a quilt for Houston Market.
Elizabeth Street	Gwen Hatchett	Gwen Hatchett	Painted fabric. Calendar contest. Home.
Pears	Darlene Bengford	Darlene Bengford	Material fusing. A yellow pear. An Artful Expressions group did an exercise on pears.
Justin	Darlene Bengford	Darlene Bengford	Justin's portrait. Fusing. Artful Expressions group did an exercise on material fusing.
Mitzy	Darlene Bengford	Darlene Bengford	Inking on fabric, appliqué and feathers. I used my grandmother's ostrich feathers from the 1800s (my inspiration).

Continued on page 6

March Show and Tell Participants (continued)

Three Kings	Mary Grande	Mary Grande	Heavy machine quilting on pictorial batik. Small purchased batik with spiral borders and heavy, detailed machine quilting. This is a batik of a rock panel on Canyonlands, Utah. I added detail that is on the real panel.
No Name	Cookie	Cookie	#1 - Hand Quilted
No Name	Cookie	Cookie	#2 - Fused
Has no name yet	Carolyn Myers	Carolyn Myers	Traditional pieced. Quilted on long-arm by me. Alpaca batting.
Hawaiian Pineapple Welcome	Mary Nelson	Mary Nelson	Hand made pattern, hand appliqué, hand quilting. Fun, relaxing to work on. Challenge from farmer 'bee'.
Graduation Glory	Linda Wagner	Austin Wagner -May 23	Piecing
Five Petal Celtic Knot	Tory Fravel	Judith Brewer	Fused appliqué and machine quilted.
Attic Windows	Eileen Maelzer	Eileen Maelzer	Hand quilted. First hand quilting.
Boxes on Boxes	Eileen Maelzer	Eileen Maelzer	Mitered corners. Mystery quilt at Fig Leaf. Inspiration: Jinny Beyer, Minky Backing.
Christmas Sweat-shirt Jacket	Marcia Landry	Marcia Landry	2x2, 2x4, 4x4 patches overstitched with various threads and yarns.
Dragonfly	Cathy Lewis	Cathy Lewis	Ink painting on fabric. Technique class taught by Pat Blair. I love the color purple.
Mariposa and Echinacea	Julie Hallquist	Julie Hallquist	Tsukineko inks. Pat Blair class. Swallowtail butterfly with cone-flowers. Painted from photo taken in my garden.
Pears + Sticks + Stones	Maxine Carlstedt	Maxine Carlstedt	Use of photograph for inspiration
First and Last	Maxine Carlstedt	Maxine Carlstedt	No description given
#1 - Pear	Jo McCoy	Jo McCoy	A pear. Working from Photo.
#2 - 3 Portraits	Jo McCoy	Jo Mc Coy	From an old photo of me.
#3 - Portrait	Jo McCoy	Jo Mc Coy	Squares on photo - all three inspired by Art Quilt Workbook by Davila & Waterston