



Rocky Mountain Creative Quilters

July 2010

Newsletter








RMCQ Meeting - July 12, 2010

Ruth Powers • "Dare to be Different"

Pass this newsletter along to anyone you know who may be interested in RMCQ and invite them to join us.

Note: We are always looking for new articles to add to the newsletter. Think about sharing some information with us!

Inside the newsletter this month:

-  See page 2 for information about the July 2010 program by Ruth Powers.
-  Information about Upcoming Programs and Workshops can be found on page 3.
-  For announcements about the Rocky Mountain Quilt Festival, go to page 4.
-  For information about our members upcoming speaking engagements and classes, information about the RMCQ website and RMCQ board meetings, see page 5.
-  Go to page 6 for information about the Rocky Mountain Quilt Museum, how to submit information for this newsletter, and Upcoming Events.
-  To see announcements about our members accomplishments, go to page 7.
-  Call for Entries can be found on page 8, along with some insight learned by Janet Pugh at Jo Fittell lecture in April.



*Fort Collins Senior Center
1200 Raintree Drive
Meeting registration starts at 6:00 P.M.
Business meeting begins at 6:45 P.M.*

July 12, 2010 • Ruth Powers • “Dare to be Different”



Since taking up quilting in 1989, Ruth has gained national recognition for her award winning quilt design and workmanship. Early successes in competitions resulted in requests for her designs and in 1994 she started a quilt pattern company, INNOVATIONS. While managing the company, teaching and lecturing take up much of her time, Ruth is still able to focus on creating her art quilts. She lives outside a small town in rural northeast Kansas on 30 acres where she and her husband once raised horses. Her work is inspired by nature and the colors and design possibilities she sees on her daily walks. Her designs are taken from photographs, pictures or her hand drawn sketches. From the photograph or sketched design she determines

the seam lines, fracturing the images. She works with commercially printed cottons and thread to recreate those visions in a form of abstract realism. Classes taken from Ruth McDowell influenced her method of picture piecing.

Ruth is a member of the International Quilt Association, The American Quilter’s Society, Studio Art Quilter’s Association, Quilt Visions, The Kansas Art Quilters and the Kaw Valley Quilters Guild. You can view her Gallery and visit her Pattern page at www.ruthpowersartquilts.com



“Burlingame Fire” (2008)



“Longhorn Splashdown” (2010)

Ruth will do a two-day workshop, on July 13 & 14 titled “Introduction to Picture Piecing.” This workshop will introduce you to the process in a fun and easy way using one of her many patterns. It is designed to help you decide if this is a technique you might want to pursue in more depth. If you enjoy the piecing process you will love this workshop. We started registration at the May 10 guild meeting but there is room for 2 or 3 more participants. Registration forms are available on the RMCQ web site. This workshop is limited to 20 people.

MEMBER SUPPORT OF OUR WORKSHOPS ENABLES US TO BRING NATIONALLY KNOWN TEACHERS TO OUR GUILD.

Upcoming RMCQ Programs and Workshops

August 9, 2010 • Vikki Pignatelli • “10 Attributes That Make a Good Quilter Better” Passion, humor, persistence, courage, and faith in your work...these five attributes and others all play a role in quilt making. Vikki will discuss how she learned these attributes the hard way while creating her quilts.



Crazy About Curves Sample Quilt by Vickie Pignatelli

She will present two one-day workshops “Crazy About Curves” on Sunday, August 8 and “Adding Dimension & Manipulation to Quilts” on August 9. Registration for these workshops began at the June 14 meeting. While we had quite a few people sign up for the Monday workshop, we need at least 10 participants in the Sunday class in order to make it viable. If we don’t have that class filled by July 12 we will have to CANCEL it. Registrations forms are on our web site, www.r-m-c-q.org under workshops.

September 13, 2010 • Lynn Jaenke • “The Stencil Made Me Do It.” Lynn Jaenke, a member of RMCQ and a teacher of art for 26 years in Fort Collins, is our speaker in September. Lynn graduated from the University of Illinois in Art Education and balanced classroom teaching with getting a masters degree in administration. She then served as an assistant principal while she taught art. Lynn started quilting in the mid-80’s after taking an evening adult education class. In her quilting she uses many of the design techniques that she used in teaching her students. Her most recent work focuses on airbrush discharge dyeing. She cuts her own stencils and uses them in various ways to create stunning art quilts.

October 11, 2010 • “Finishing Touches” a sampler night of different techniques for finishing your quilt, borders, binding, hangers and labels. If you have a favorite finishing technique that you could demonstrate, please contact Julie Hallquist.

November 8, 2010 • Ann Fahl • “It’s in the Details” with a one-or two-day workshop to be announced.





"Fleur de Heartstrings"
Designed by Kelly Gallagher-Abbott. A version of this quilt was made by the Rocky Mountain Quilt Foundation and will be raffled off at the show to benefit ChildSafe of Fort Collins
www.childsafecolorado.org



Rocky Mountain Quilt Festival

August 20th - 22nd, 2010

At The Ranch, near I-25 and Crossroads
Near Loveland, CO

Workshops by David Taylor and Sharon L. Schlotzhauer

The entire 2010 Hoffman/Sulky Challenge Traveling Collection will be on display with hundreds of other quilts, garments, dolls and fiber art items

Hoffman
2010
Challenge®

Express yourself with
sulky®
Discover the Power of Quilting

Cash prizes for entries, including viewer's choice!

We welcome your entries, see the website for more information.

Rocky Mountain Quilt Foundation

www.rockymountainquiltfestival.com

www.rockymountainquiltfoundation.org

Bring this ad for \$2.00 off admission. Cannot be combined with other offers.

To Enter Your Quilts...

Thanks to all of you for the great response for the Rocky Mountain Quilt Festival to be held August 20-22. We have quite a few quilts from our membership, but could use a few more. So if you have something you would like to enter please call Carol Anderson, 970-663-0039 or 970-290-5716. Your quilts do not have to be ones that were started in a workshop. We have plenty of those, and would like others that will round out our exhibit.

To Volunteer...

It isn't too late to sign-up as a volunteer for the show (and get free admission). Many of the volunteer slots are filled, and we do appreciate your offers of help. We still need a few more volunteers, so come prepared to sign up at our next general meeting on July 12. You can also contact Marilyn Walter (marilynsquilting123@yahoo.com) or Nancy Hallerman (RoaminNana@aol.com) to sign-up.


For more information about the Festival, go to their website:

www.rockymountainquiltfestival.com.

Upcoming Classes and Lectures by Members

Vicki Anderson will speak at the Longmont Quilt Guild on Tuesday, July 13, 7–9 PM at the First Evangelical Lutheran Church, 803 Third Avenue, Longmont, CO. See the Longmont Quilt Guild website for more information: <http://www.longmontquiltguild.org/>.

Annette Kennedy will be teaching the following classes at Quilter's Studio at 364 Main Street in Longmont, CO. For more information, contact Annette at annetekennedy@hotmail.com or Quilter's Studio at 303-776-6444, www.thequiltersstudio.com.



✂ *From Photo, to Pattern, to Quilt*, July 3, noon – 6 pm. Learn how to turn a photograph into a pattern and then into a quilt in this technique class. Also learn how to make an artist's facing to finish the edges. You will learn the process by making "Rocky Mountain Sunrise" (25" x 20") using the fused appliqué technique.

✂ *Painting Calla Lilies*, August 14, 12 noon to 6 pm Try fabric painting without having to purchase all the supplies first. Learn a few simple controlled painting techniques to create three dramatic calla lilies on an 8 ½" x 11" project. We will be using Setacolor textile paints in three layers. You will start with the basic flower shapes cut out of fabric and then paint on the details. You will be working from a kit provided in class and using Annette's paints, brushes, and mediums.

Also, Annette will be teaching at Quilt Odyssey 2010 in Hershey, PA, July 22-25 — www.quiltodyssey.com

Are you an RMCQ member who will be teaching classes or speaking to a group in the near future? If you are, please send information regarding the classes/lectures to Kit Robinson: kit@norova.com

Please remember to check our website regularly at www.r-m-c-q.org for the latest news, meeting minutes, forms, and contact information. *Joy Torelli* does a wonderful job keeping the website up-to-date, but she needs your help to keep things current. Please - contact her at website@r-m-c-q.org if you have information for the site.



RMCQ Board Meeting

The RMCQ Board meets the fourth Tuesday of every month at Annie Miller's home. The next meeting will be June 27. Please contact *Carol Anderson* at president@r-m-c-q.org if you need directions. A list of our officers and committee chairs along with contact information is available online at www.r-m-c-q.org/about_rmcq.html.

Rocky Mountain Quilt Museum News

The Rocky Mountain Quilt Museum is located at 1213 Washington Ave., Golden CO. For more information about all events mentioned here, see the RMQM website at: www.RMQM.org or call 303-277-0377.

Current Exhibit – May 4 – August 1, 2010

✂ *Kickin' Up Our Heels* — a selection of exquisite antique bedcovers from the Sheree and Murray Newman Collection.

Gallery Admission: \$6.00 for adults, \$4.00 for seniors, \$3.00 for children 6-12. Children 5 and under admitted free. Gallery admission is free for museum members

Free parking in the lot behind the Museum.

Saturday, July 31 – *Anne Olsen* will host a bed turning, garden tour, and luncheon at her home in Laramie, Wyoming. The cost is \$35.00 per person, and all proceeds benefit the museum. Provide your own transportation. Registration is limited to 16, and we will start a waiting list for a fall event (date to be determined). Please call the Museum at 303-277-0377 or 303-215-9001.

Please contact *Kit Robinson* via e-mail at kit@norova.com if you have announcements related to awards, publications, acceptance of entries into juried shows, exhibitions, or other items of interest so we can include them here. Many thanks to Kit for volunteering to help organize

this information for the newsletter! The next newsletter deadline is Friday, July 23.



Upcoming Events

Backyard Garden Art Show, Saturday, July 10, 10-5, 700 East Elizabeth, Fort Collins, nearly 20 local artists will have their art and craft on display on that Saturday. Come and shop for jewelry, painting, ceramics, photography, metalsmithing, mosaics, glass, collage, and much more. *See you then!*

Boundless Fiber Artists, a critique group of the Front Range Contemporary Quilters will have a show June 10 – July 9. Lafayette CO public library (755 W. Baseline Road, corners of Baseline and Hwy 287), open during Library hours.

Firehouse Quilts 5th Annual Quilt Show will be July 16 – 17, 2010. Cherry Hills Community Church, 3900 Grace Blvd, Highlands Ranch, Colorado. Admission \$7 per person (\$6 in advance from one of the FHQ volunteers).

Colorado Quilt Council Meeting: July 24 — Speaker: Becky Goldsmith at Clear Creek HS in Evergreen. Visit the CQC website at www.ColoradoQuiltCouncil.com for times, maps, and other details.

The Annual National Juried Fiber Exhibit, sponsored by the Northern Colorado Weavers Guild, is currently hanging in Greeley at the Union Colony Civic Center's Tointon Gallery for the Visual Arts. Exhibit dates are June 4 – July 11, 2010. Call 970-669-8749 or go to www.fortnet.org/ncwg for further information and to view the pieces online. A small number of quilts are included in the exhibit, which contains woven art objects of many types. The quality is always exceptional with nation-wide artists included.

The Denver Metro Area Longarm Association invites you to their show at the Englewood Public Library, 1000 Englewood Parkway, (303) 762-2560. See quilts during regular library hours through July 26.

Announcements

Vicki Carlson's "Nebulas" and *Patty Joy's* "Oh, Those Achy Feet" have been juried into the SAQA Small Works exhibit, which will be shown at the Aurora Municipal Courts Building from July 16 – December 17, 2010.

Gwen Hatchette's fabric, paper, and collage pieces will be on display at Pismo Art Gallery, (2770 East 2nd Ave., Cherry Creek) through the Cherry Creek Arts Festival which is July 3, 4, and 5.

Vicki Anderson will be a celebrity judge at the 5th Annual Firehouse Quilt Show which will be held July 16 – 17 at Cherry Hills Community Church, Highland Ranch, CO.

Congratulations to the RMCQ members who won the following awards at the CQC Show in Estes Park last month!

- | | |
|------------------------|--|
| <i>Julie Hallquist</i> | "Summertime in the Rockies", Pieced Bed— 3rd place |
| <i>Annette Kennedy</i> | "Columbine and Ferns", Appliqué Wall— 3rd place |
| <i>Patricia Joy</i> | "New Mexico Skies", Art/ Innovative— 3rd place |

Kelly Gallagher-Abbott was one of several quilters featured in an article about how the quilting can affect a quilt in the August, 2010, issue of *The Quilt Life*.

Annette Kennedy's "Garden Wall" was accepted into the Aullwood Audubon Center's 18th Annual Art Quilt Exhibit in Dayton, OH, June 26 – August 22, 2010.



Other quilts juried into the show from RMCQ members:

Appliqué – Wall:

Mary Grande "Hawaii 5-0"

Art./innovative category:

Torie Anderson "Scenes from my Garden"

Chris Mullaney "Little House 1"

Natalia Majors "The Fairytale Bird:

Janet Pugh "Autumn in Kyoto"

Julie Wilson "Witches and Chiles and Cows, Oh My!"

Sandy Jung "Portrayal"

Two Person Quilts:

Daisy Boulter / Stephanie Patterson "Garden Friends"

Maureen Gribben / Natalia Majors "Solar Inspirations"

Group Quilts:

Torie Anderson "Friends of the Carolina Lily"

Call for Entries

“Lines into Shapes” annual Multi Media Art Competition (Juried)

FIBER CATEGORY:

120” *maximum* (total length of all 4 sides)

Show dates: Oct. 29 – Nov. 14, 2010

Art Center of Estes Park

Entry Submission Deadline: Sept. 10, 2010

See website www.artcenterofestes.com to view info and download entry form.

Entries for the *Rocky Mountain Quilt Festival* at the Ranch in Loveland are due on July 23, 2010. More information can be found at: www.rockymountainquiltfestival.com.

World Quilt Competition XIV— entries for this Mancuso traveling competition are due July 9, 2010. Entry forms can be found at: http://www.mancusoshows.com/files/WQ_US_Entry_Form_10.pdf.

Entries for the *Pennsylvania National Quilt Extravaganza XVII* are due July 23, 2010. Please go to their website for information and entry forms: <http://www.quiltfest.com/>



*Mistakes Art Quilters Make** (As described in Jo Fittsell's lecture on April 12)

1. We get very product-oriented and soon there is too much technique and not enough subject matter. We take too many classes and learn lots of techniques and then don't trust our own ability, and our work becomes less expressive of ourselves.
2. We think we can't draw.
3. Our work is too tight.
4. We need to stop and let our own voice grow. Jo suggested the book *“Why Art Cannot be Taught”* by James Falcon, who says “If you're uncomfortable as an artist, you're on the right track.”
5. Be aware of how much collaboration takes over and how to express yourself. There is value in giving ourselves time—learning to “waste” time and to value our time.
6. We try to put too much into one piece—it can't be all background. A variety of image sizes is important. When a piece isn't working, try placing something large on it. Pieces need to have an emphasis somewhere on them. Let go of borders sometimes; work out to the edges.
7. We don't tell the truth when we critique each other.

Good Things Art Quilters Do

1. Provide a safe environment for risk-taking for each other.
2. Share without selfishness.
3. Provide an atmosphere so we keep growing friends.

*(As heard and noted by Janet Pugh, who thinks some of these points are extremely valid.)